

# **FLUSHMAX**

## **SERIES**

<b>FLUSHMAX</b>	<b>2-3/8" to 4"</b>
<b>FLUSHMAX - II</b>	<b>4-1/2" to 7"</b>
<b>FLUSHMAX - III</b>	<b>7-5/8" to 11-3/4"</b>



## **Low Cost & High Performance Flush Connection**

Metal One Corporation and its parents, subsidiaries or affiliates (herein collectively referred to as "Metal One") has produced this catalogue for general information only. While every effort has been made to ensure the accuracy of the information contained within this publication, Metal One does not assume any responsibility or liability for any loss, damage or injury resulting from the use of information and data herein. It is the responsibility of the customer to make all engineering and safety-related determinations for their own account. Customers should therefore undertake all necessary investigations when developing the technical solution and safety factors for the specific installation and operating conditions for the products. Metal One's products are not recommended for use in deep water offshore applications. For more information, please contact your Metal One sales representative or refer to [http://www.mtlo.co.jp/mo-con/\\_images/top/WebsiteTerms\\_Active\\_20333287\\_1.pdf](http://www.mtlo.co.jp/mo-con/_images/top/WebsiteTerms_Active_20333287_1.pdf), the contents of which will apply to any purchases of these products.

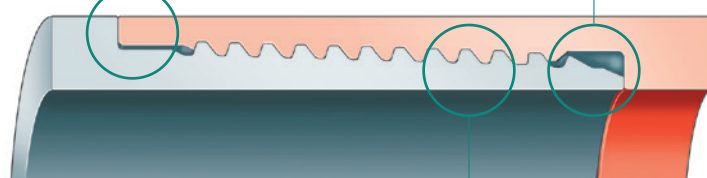
**Metal One**

## FLUSHMAX Feature of Design

- 1 Externally & internally 100% flush connection
- 2 Thread seal connection
- 3 High over-torque resistance due to double shoulders
- 4 High galling resistance for multiple make and break

Flush OD & External Shoulder

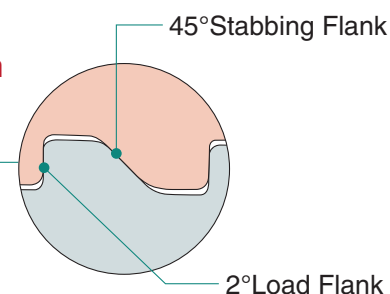
Flush ID & Internal Shoulder



### Thread Profile

	TPI	Height	Taper
<b>FLUSHMAX</b>	8	0.040	1/24
<b>FLUSHMAX-II</b>	8	0.047	1/16
<b>FLUSHMAX-III</b>	5	0.061	1/16

### Thread Form



## FLUSHMAX Performance Summary

1

### Tensile Strength (Pipe Body Yield Load)

FLUSHMAX : 45-50%  
FLUSHMAX-II, FLUSHMAX-III : 60%

4

### Collapse Value

Equal to API Collapse pressure

2

### Compression Strength

60% of pipe body yield

5

### Torque Resistance

Very High Torque Resistance

3

### Internal Pressure

80% of pipe body internal yield pressure

6

### Bending Resistance

20 deg./ 100ft for 5-1/2"

### Recommended Torque & Yield Torque

unit : ft-lbs

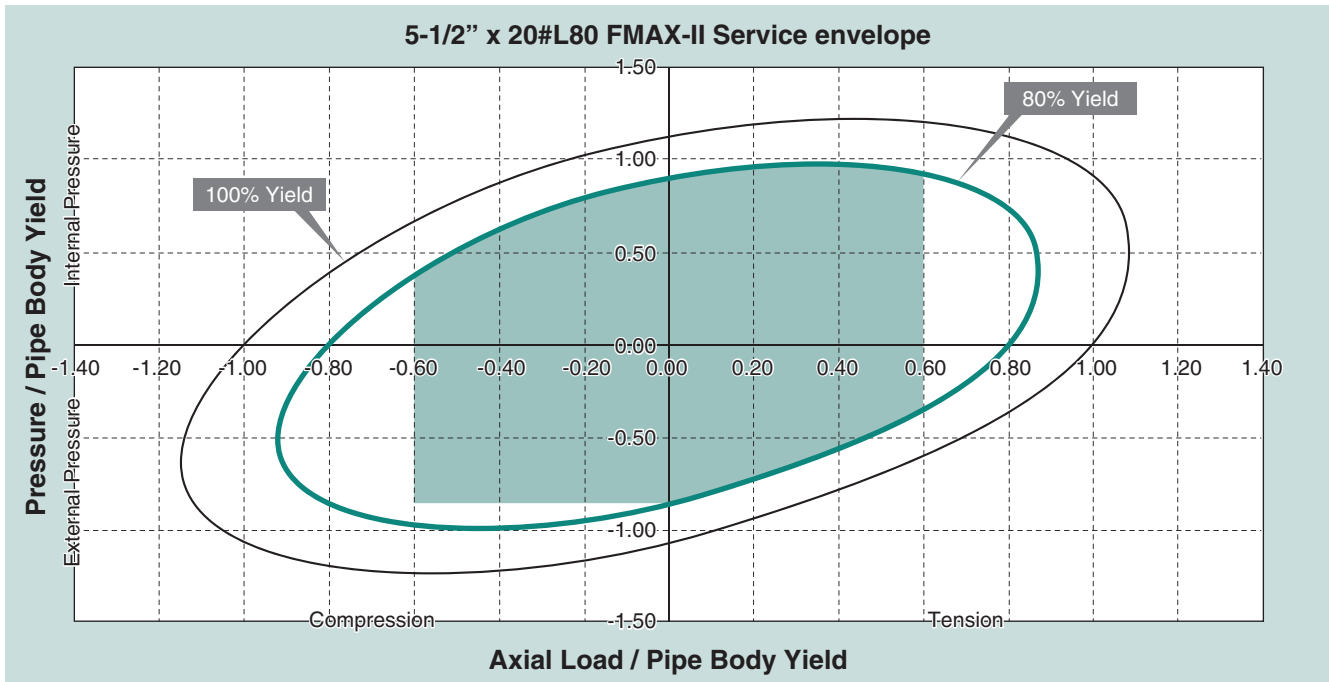
		5" x 18 # P110	5-1/2" x 17 # N80	7" x 26 # L80
Recommended Torque	Min.	3,900	3,800	5,400
	Max.	4,900	4,800	6,600
Actual yield torque		18,000	18,200	>25,000

# FLUSHMAX Technical Data

## Service Envelope

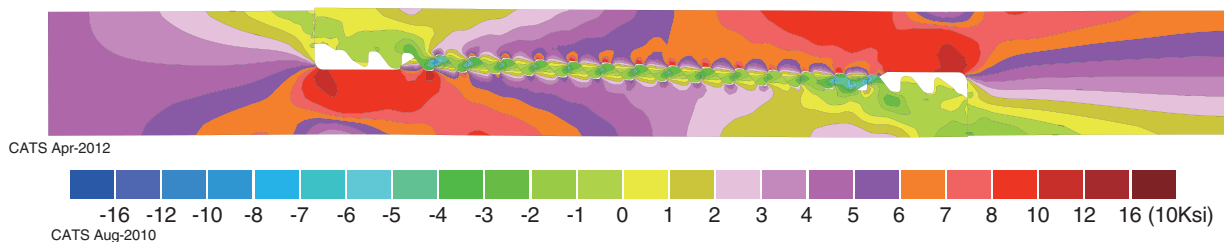
### Shoulders work as metal seal :

FLUSHMAX series have “SUPERMAX” thread which provides high leak resistance. Also, as FLUSHMAX series can be used up to the limited tensile load ( 60% of pipe body tension ) especially used for liner, shoulders do not open and work as metal to metal seal.



## Finite Element Analysis

Axial stress on 5-1/2" x 20# L80 FMAX-II under 60% body yield load



## Tension to Failure Test Results

5-1/2" x 20# L80

Yielding load = 284.3 kips ( 61% of SMYS )

Failure stress = 330.9 kips ( 71% of SMYS )

\* SMYS : Min. Specified Yield Strength of pipe body

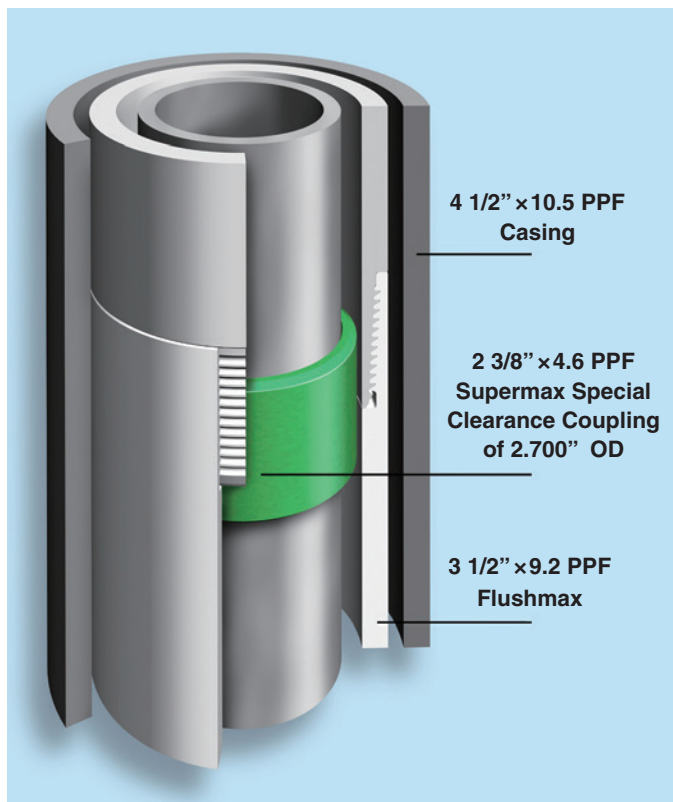


# FLUSHMAX Examples of Application

## CASING APPLICATIONS

- Liner
- Screen pipe
- Side tracking
- Casing Repair

Example of Casing Repair Application In West Texas, USA



## TUBING APPLICATIONS

- Tail pipe
- Wash pipe

## INTEGMAX : 2-3/8" - 4-1/2"

- 1 Slim OD and high bending resistance ( up to **50 degrees / 100 ft** )
- 2 High joint strength = 80% of pipe body on tension
- 3 Threaded on standard API EUE upset.
- 4 Market : Side tracking, work tubing
- 5 Suitable for Internal plastic coating or GRE liner

